

CareEvolve Application: Mobile Option




What is the CareEvolve Application Mobile Option?

The CareEvolve Application allows for direct linking to a mobile device through an application shortcut. The shortcut displays on the provider or staff member's mobile device home screen. Once linked, the shortcut behaves similar to a mobile app—opening CareEvolve directly, allowing for face recognition or other security login features. It can open directly to the provider's signature screen making signing fast, intuitive, and streamlined.




What are the Benefits?

The CareEvolve Application allows for direct linking to a mobile device through an application shortcut.

Efficiency Benefits

-  **Faster Access, Fewer Clicks**
Launch CareEvolve with just one tap
-  **Mobile-Friendly Experience**
No desktop required
-  **Streamlined Workflow**
Sign multiple orders in one session.

Clinical & Operational Benefits

-  **More Timely Signatures**
Easier access means providers are supported to sign orders promptly
-  **Improved Compliance**
Encouraging providers to sign regularly is important to meet and comply with payer documentation requirements
-  **Fewer Follow-Ups and Reminders**
With easier access, administrative staff spend less time chasing signatures

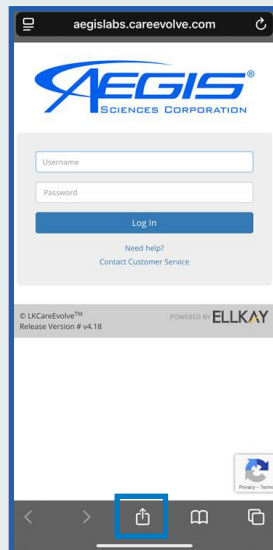
How: Simple Setup in Just a Few Clicks

Creating the CareEvolve Application shortcut on your device in four easy steps:

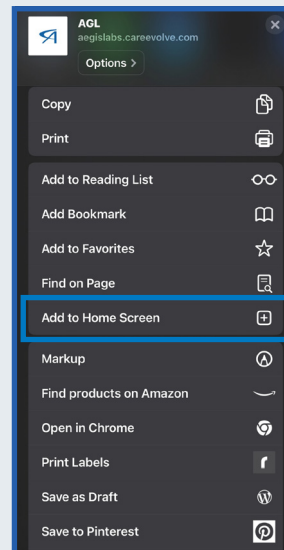
1. Scan the QR Code or Open your browser and go to:
<https://aegislabs.careevolve.com>



2. Tap the Share icon at the bottom of the screen (the square with the arrow)



3. Scroll down and select "Add to Home Screen."



4. Name the shortcut (e.g., "AGL", "Aegis Labs") and tap Add.

